

**Ngā Toi Rangatira o  
Aotearoa Arts Access  
Fellowship**

Whakahoa Kaitoi Whanaketanga  
Creative New Zealand Artist Fellowship




# Ngā Toi Rangatira o Aotearoa Arts Access Fellowships 2026



**Whakahoa Kaitoi Whanaketanga  
Creative New Zealand Artist Fellowship  
2026**

# Before you start



This is a long document.



While it is written in Easy Read it can be hard for some people to read a document this long.



Some things you can do to make it easier are:

- read a few pages at a time
- have someone to support you understand it.



# What you will find in here

Page number:



Ngā Toi Rangatira o Aotearoa  
Arts Access Fellowships 2026 ..... 4



About the Creative New Zealand  
Artist Fellowship ..... 5



Who can apply for the fellowship? .... 10



How the fellowship money  
can be used ..... 13



Who will decide who gets the  
fellowship? ..... 15

**Page number:**



How to apply for the fellowship .....17

Getting support to do your  
application.....24



Where to find more information.....26

# Ngā Toi Rangatira o Aotearoa Arts Access Fellowships 2026




Arts Access Aotearoa is offering a **fellowship** for artists.



A **fellowship** is money that is given to someone so they can do their art.



The fellowship is 10 thousand dollars.



You can find more information about the fellowship on the Arts Access Aotearoa **website**:

<https://artsaccess.org.nz/Deaf-and-Disabled-Artists-Fellowship-2026>

# About the Creative New Zealand Artist Fellowship



This Easy Read document is about the Creative New Zealand Artist Fellowship.



In this document we will call the Creative New Zealand Artist Fellowship the **fellowship**.



The money for this fellowship has been given by Creative New Zealand.



To apply for the fellowship you need to have an idea for your art practice



## Art can be things like:

- dancing
- music / singing
- acting
- painting
- film making
- writing:
  - poems
  - stories
  - novels / books
- Māori arts:
  - whakairo – carving
  - raranga – weaving.



An **art practice** is the way you make art.

It includes:

- What you make
- How you make art
- What inspires you

You could:

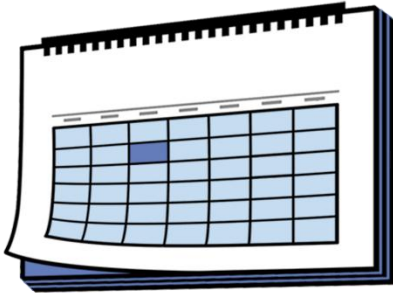
- try a new idea
- work with new materials
- learn from someone
- develop your skills





Your project should not take you more than 200 hours.

That is about 1 or 2 months.



You have 9 months to finish your project.

You do not have to use all the 9 months to finish it.



The fellowship is for **1 artist**.



The artist will get 10 thousand dollars to do their project.



The artist can also get 5 thousand dollars to pay for support and access costs.



**Support access** can be things like:

- New Zealand Sign Language interpretation
- support workers
- accessible travel options

# Who can apply for the fellowship?



**Deaf**

To be able to apply you must be:

- a Deaf artist

**and / or**



- a disabled artist

**and / or**

- an artist with a disability or an impairment

**and / or**



- an artist living with a mental health condition.

18



You must also be:

- 18 years or older
- a **New Zealand citizen** or **permanent resident**.

A New Zealand **citizen** is someone who can get a New Zealand passport.

A **permanent resident** is someone who was not born in New Zealand but has been told by the government they can live in New Zealand all the time.



You will need to make an **application** for the fellowship.

You can find the application form on the Arts Access Aotearoa **website**:

[www.artsaccess.org.nz/Deaf-and-Disabled-Artists-Fellowship-2026](http://www.artsaccess.org.nz/Deaf-and-Disabled-Artists-Fellowship-2026)

# How you can use the fellowship money



You **can use** the fellowship money to pay:




- yourself and others for working on the project
- for things you need for the project like:



- paint brushes
- music
- paper




- for travel costs needed for the project



You can also use the fellowship money to pay costs for the project like:

- a New Zealand Sign Language interpreter
- having information in Braille.



You **cannot use** the fellowship money to pay for:

- study costs
- a competition
- fundraising
- costs that are not for the project.



# Who will decide who gets the fellowship?



Application Form

Name

Address

Education

Work Experience

A small group of people will:

- read all the applications
- talk about the applications.



The group of people will be called the **selection panel**.

The selection panel will work together to decide who will get the fellowship.



At least 2 Deaf person or disabled person will be part of the selection panel.



The selection panel will look at your application to get information about:

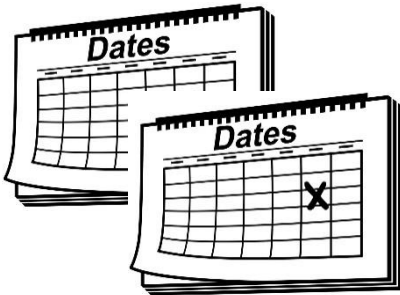
- your idea
- how you will be able to finish your project
- you as an artist
- what your project will do / achieve.

A graphic of an application form titled "Application Form". The form has four sections, each with a small icon and a text input field:

- Name**: Includes a small icon of a person and a text field.
- Address**: Includes a small icon of a house and a text field.
- Education**: Includes a small icon of a person at a desk and a text field.
- Work Experience**: Includes a small icon of a group of people and a text field.

The selection panel needs you to complete all parts of the application.

# How to apply for the fellowship



**Step 1: Check the dates.**

Applications for the fellowship close at **5 pm on Tuesday 3 February 2026.**

Arts Access Aotearoa will let you know the outcome of your application by **early March.**

If you get the fellowship you need to **start your project within 2 months** of saying yes to the fellowship

You will have **9 months to finish your project.**



**Step 2:** Think about what you need in your application.

Before you start your application read the:

- questions in the application form
- **Frequently Asked Questions.**

Application Form	
 Name	Name
 Address	Address
 Education	Education
 Work Experience	Work Experience



**Frequently Asked Questions** has answers to questions about the fellowship.

Frequently Asked Questions are sometimes called **FAQs**.



The application form and FAQs are not in Easy Read.



You can ask someone for support with reading the:

- application form
- FAQs.

A sample application form titled "Application Form". It has four sections, each with a small icon and a text input field: "Name" (with a person icon), "Address" (with a house icon), "Education" (with a person at a desk icon), and "Work Experience" (with a group of people icon).

**Step 3:** Decide how you want to do your application.

You can do your application as:



- a written application
- a New Zealand Sign Language video



- a video file
- an audio file.

**Step 4:** What you need to have in your application.



1. A **budget** showing how you will spend the 10 thousand dollars.



A **budget** is a list that shows:

- how you will spend the fellowship money
- how much each thing will cost.

2. A list showing the:



- things you need to do for your project
- date you want to do them by
- what you will do to make sure you finish the project.

In your application you also need to:

3. Show some examples of your art.



This might be:

- photos
- a video
- a link to a story on the internet.




4. Have 1 or 2 letters of support from people who know:

- about your project
- what you do as an artist.



## Step 5: Send Arts Access

Aotearoa:



An application form titled "Application Form" with four sections: Name, Address, Education, and Work Experience. Each section has a small icon and a text input field.

- your application form
- any other information.

If you are sending in a **written application** you can:



- **email** your application to:

**fellowships@artsaccess.org.nz**


If you are sending a **video** or **audio files** as part of your **application** you need to upload them to:



- **WeTransfer**

or

- **Dropbox.**



**WeTransfer** and **Dropbox** are tools on the internet that make it easy to send big files like video and audio files.

Please do **not** email your video or audio files to Arts Access Aotearoa.



Arts Access Aotearoa must get your application by **5 pm** on **Tuesday 3 February 2026.**

# Getting support to do your application



If you need some support to put together your application you can:

- ask someone you know
- talk to Arts Access Aotearoa.



You can email or phone Arts Access Aotearoa:



- **Email:**

**[fellowships@artsaccess.org.nz](mailto:fellowships@artsaccess.org.nz)**




- **Phone: 04 802 4191**



If you find it hard to use the phone  
the New Zealand Relay service is for  
people who:

- are deaf / hard of hearing
- are deafblind
- find it hard to talk.



You can find more about the New  
Zealand Relay service at this **website**:


**<https://www.nzrelay.co.nz/index>**

# Where to find more information



You can find out more about Arts Access Aotearoa on their **website**:

**[www.artsaccess.org.nz](http://www.artsaccess.org.nz)**



You can find out more about the fellowships on the Arts Access Aotearoa website at:

**<http://www.artsaccess.org.nz/Deaf-and-Disabled-Artists-Fellowship-2026>**



You can also contact Arts Access Aotearoa about the fellowships by:

- **Email:**

**[fellowships@artsaccess.org.nz](mailto:fellowships@artsaccess.org.nz)**



**Phone: 04 802 4191**



This information has been written by Arts Access Aotearoa.

It has been translated into Easy Read with advice from the Make it Easy service of People First New Zealand Ngā Tāngata Tuatahi.

All images used in this Easy Read document are subject to copyright rules and cannot be used without permission.



Make it Easy uses images from:

- Photosymbols
- Change Images
- SGC Image Works
- Huriana Kopeke-Te Aho
- T Wood.

Some images have been provided by Arts Access Aotearoa.